

Specification sheet LX 803

Parapet drainage system Series 93 ATTIKASTAR®

Main drainage

Siphonic flow

Silent Power

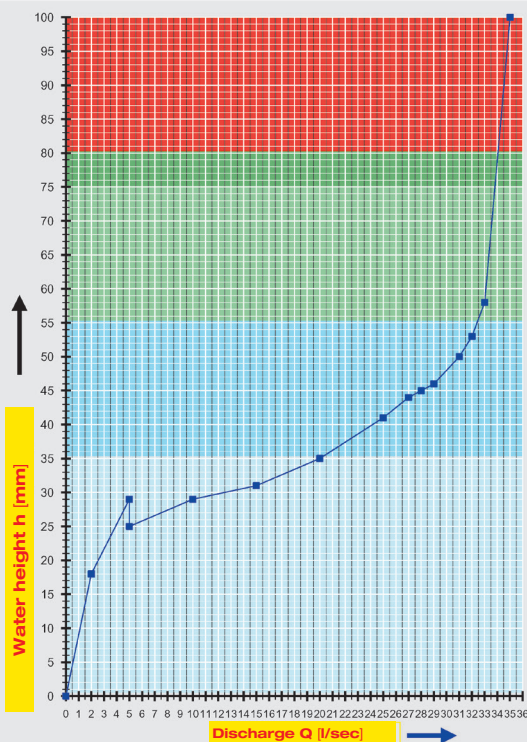
Discharge rate:	32,0 l/sec
Water height:	55 mm
Roof penetration:	55 mm
Diameter:	DN 100
LX-Number:	LX 803
Weir height:	0 mm
Drain:	not ventilated
Downpipe:	not ventilated
Downpipe height:	min 4,2 m
Drainage:	in sewer

LX 803 Piece list

1 x Art.-No. 13779.CC0X, ATTIKASTAR® Parapet drain
2 x Art.-No. 01301.070X, LORO-X pipe with one socket
1 x Art.-No. 13228.070X, LORO-sliding flange
1 x Art.-No. 13517.DCCX, LORO-ATTIKASTAR® Y-shaped joint
1 x Art.-No. 01001.100X, LORO-X pipe with one socket
1 x Art.-No. 05510.100X, LORO-X standpipe

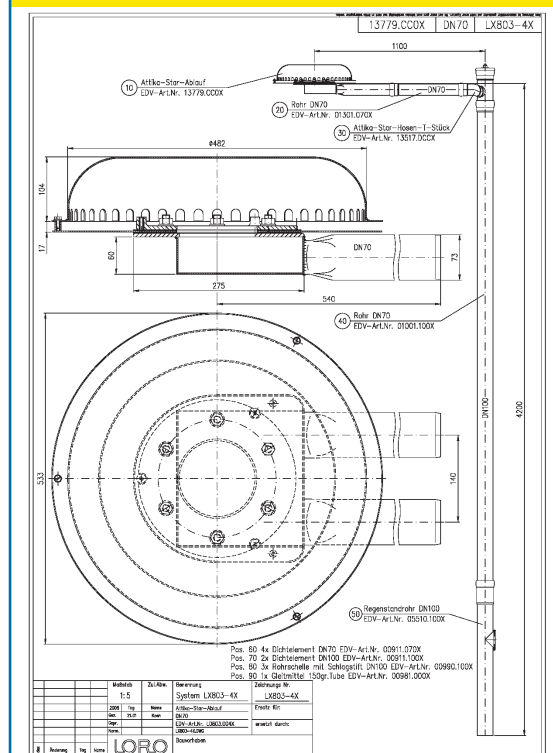
4 x Art.-No. 00911.070X, LORO-X sealing elements
2 x Art.-No. 00911.100X, LORO-X sealing elements
1 x Art.-No. 00975.100X, LORO-X pipe clamps
1 x Art.-No. 00981.000X, LORO-X lubricant
4 x Art.-No. 00806.070X, LORO-X anchor clips
2 x Art.-No. 09604.200X, LORO-X threaded rods

hQ - Head-Discharge curve

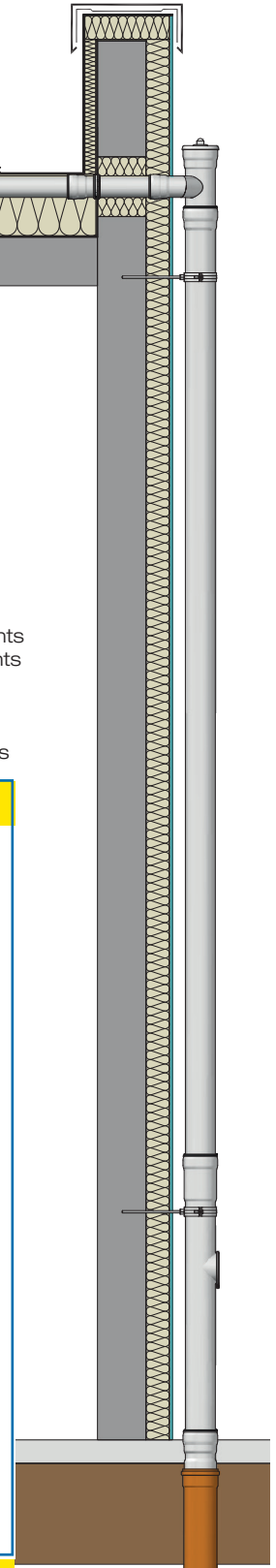


Systempower

CAD



Systemshape



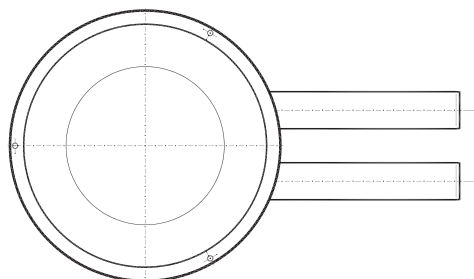
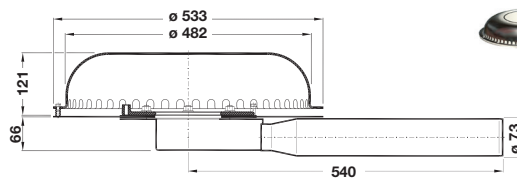

Water height	mm	5	10	15	20	25	30	35	40	45	50	55	60	65	70	75
Discharge	l/sec				2,5	4	12,5	20	24	28	31	32	33	33,3	33,5	34
												Silent Power				

LORO-ATTIKASTAR® parapet drainage systems, DN 100

LX803-4X

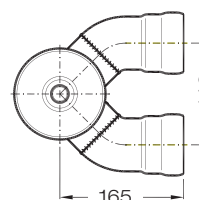
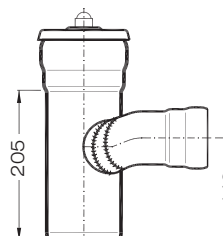
drain article No. 13779.CC0X
Weight: 14,8 kg

with clamping flange
for bituminous and plastic
roofing sheets



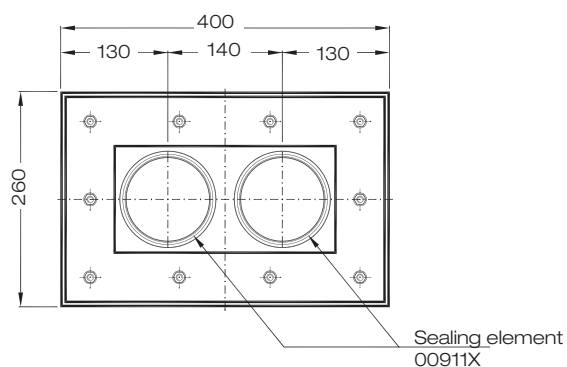

Y-shaped joint, with end plug, for LORO-ATTIKASTAR® siphonic parapet drainage systems

DN 100/70/70, made of hot-dip galvanised steel,
additionally coated on the inside,
article No. 13517.DCCX
Weight 2,9 kg



sliding flange for LORO-ATTIKASTAR® siphonic parapet drainage systems

with pre-assembled connecting sleeve for bituminous
vapor barriers or plastic roofing sheets, made of hot-dip
galvanised steel, including fastening screws,
article No. 13228.070X
Weight: 5,1 kg



Please remember: For siphonic roof-drainage systems it is necessary to use only original LORO-X pipes and fittings to get the mentioned discharge power! Mixing or changing components of the system may lower the discharge rate! The minimum downpipe length is 4,2m to get the full siphonic power. If the Drain and downpipe is installed by different people (f.e. roofer and plumber) make sure that the system is built as described in data-sheet.

Heat tracing: Lorowerk recommends to check all drains and pipes with regard to their frost-sensibility. Where necessary, these parts should be upgraded with heat tracing.